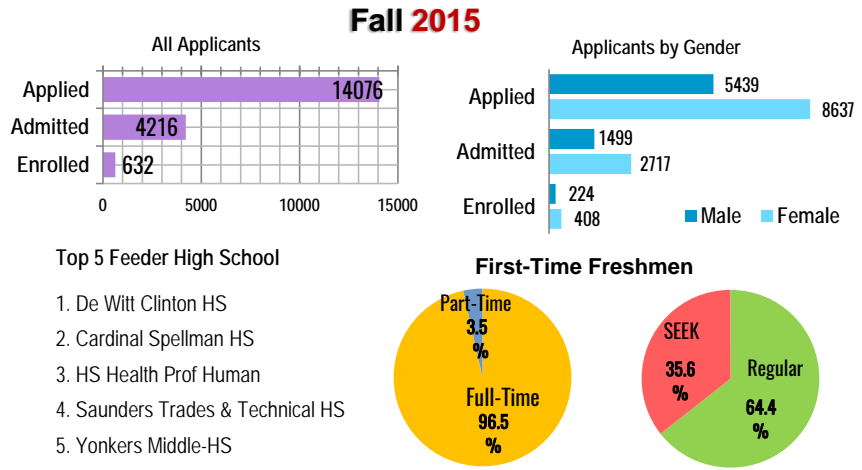
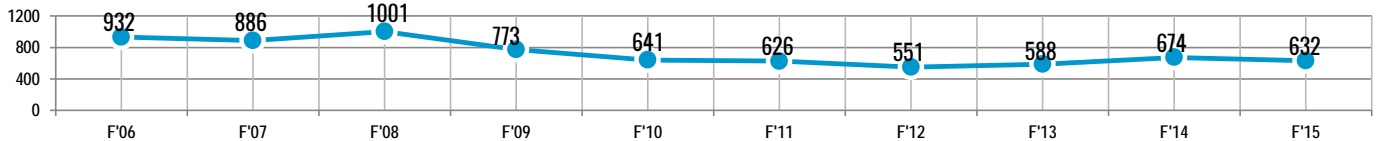


First-Time Freshmen

Quick FACTS

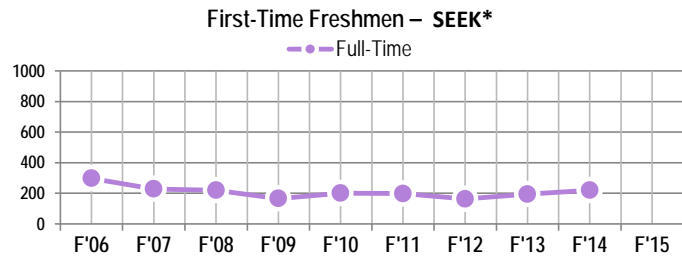
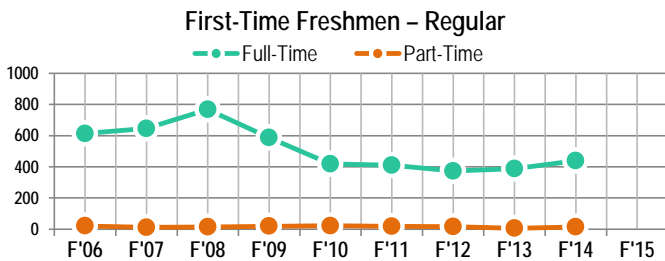


First-Time Freshmen by Enrollment Status



FIRST-TIME FRESHMEN		F'06	F'07	F'08	F'09	F'10	F'11	F'12	F'13	F'14	F'15
Full-Time	N	911	874	987	754	619	608	535	582	660	610
	%	97.7%	98.6%	98.6%	97.5%	96.6%	97.1%	97.1%	99.0%	97.9%	96.5%
Part-Time	N	21	12	14	19	22	18	16	6	14	22
	%	2.3%	1.4%	1.4%	2.5%	3.4%	2.9%	2.9%	1.0%	2.1%	3.5%
TOTAL		932	886	1001	773	641	626	551	588	674	632

First-Time Freshmen – Regular and SEEK*



REGULAR		F'06	F'07	F'08	F'09	F'10	F'11	F'12	F'13	F'14	F'15
Full-Time	N	613	646	768	588	418	410	373	388	440	385
	%	96.7%	98.2%	98.2%	96.9%	95.0%	95.8%	95.9%	98.5%	96.9%	94.6%
Part-Time	N	21	12	14	19	22	18	16	6	14	22
	%	3.3%	1.8%	1.8%	3.1%	5.0%	4.2%	4.1%	1.5%	3.1%	5.4%
TOTAL		634	658	782	607	440	428	389	394	454	407

SEEK*		F'06	F'07	F'08	F'09	F'10	F'11	F'12	F'13	F'14	F'15
Full-Time	N	298	228	219	166	201	198	162	194	220	225
	%	100.0%	100.0%	100.0%	100.0%	100.0%	100.0%	100.0%	100.0%	100.0%	100.0%
Part-Time*	N	0	0	0	0	0	0	0	0	0	0
	%	0.0%	0.0%	0.0%	0.0%	0.0%	0.0%	0.0%	0.0%	0.0%	0.0%
TOTAL		298	228	219	166	201	198	162	194	220	225

*SEEK students do not attend part-time in their first semester.