

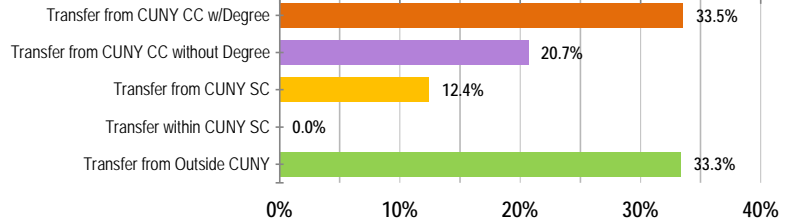
Transfer Students by Enrollment and Source

Quick FACTS

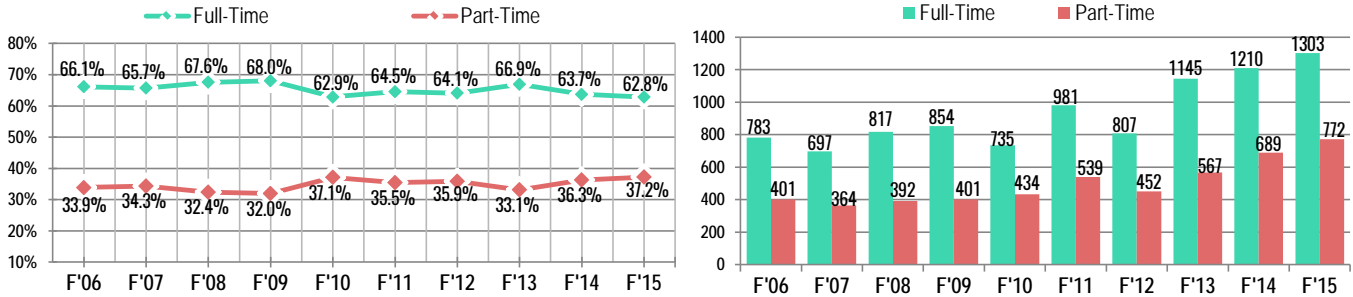


Fall 2015

Transfers

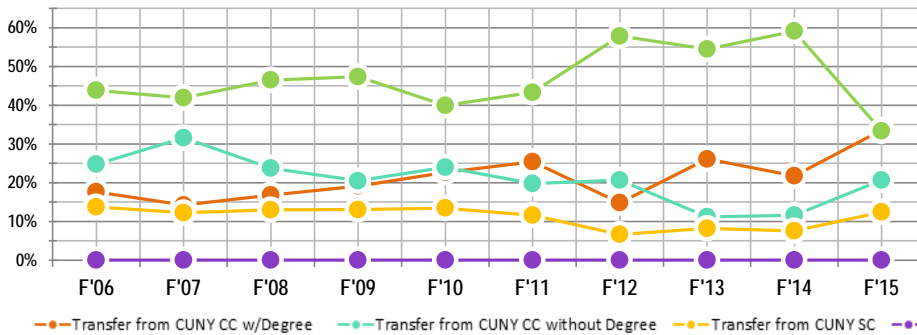


Transfers by Enrollment Status



TRANSFER STUDENTS		F'06	F'07	F'08	F'09	F'10	F'11	F'12	F'13	F'14	F'15
Full-Time	N	783	697	817	854	735	981	807	1145	1210	1303
	%	66.1%	65.7%	67.6%	68.0%	62.9%	64.5%	64.1%	66.9%	63.7%	62.8%
Part-Time	N	401	364	392	401	434	539	452	567	689	772
	%	33.9%	34.3%	32.4%	32.0%	37.1%	35.5%	35.9%	33.1%	36.3%	37.2%
TOTAL		1184	1061	1209	1255	1169	1520	1259	1712	1899	2075

Transfers by Source



- Top Transfer Institutions in Alpha Order
- Borough of Manhattan Community College
 - Bronx Community College
 - Hostos Community College
 - Westchester Community College

TRANSFERS		F'06	F'07	F'08	F'09	F'10	F'11	F'12	F'13	F'14	F'15
Transfer from CUNY CC w/Degree	N	209	151	203	240	265	386	187	447	413	696
	%	17.7%	14.2%	16.8%	19.1%	22.7%	25.4%	14.9%	26.1%	21.7%	33.5%
Transfer from CUNY CC without Degree	N	293	335	287	257	280	300	260	192	220	429
	%	24.7%	31.6%	23.7%	20.5%	24.0%	19.7%	20.7%	11.2%	11.6%	20.7%
Transfer from CUNY SC	N	163	130	157	164	157	176	84	140	143	258
	%	13.8%	12.3%	13.0%	13.1%	13.4%	11.6%	6.7%	8.2%	7.5%	12.4%
Transfer within CUNY SC	N	0	0	0	0	0	0	0	0	0	0
	%	0.0%	0.0%	0.0%	0.0%	0.0%	0.0%	0.0%	0.0%	0.0%	0.0%
Transfer from Outside CUNY	N	519	445	562	594	467	658	728	933	1123	692
	%	43.8%	41.9%	46.5%	47.3%	39.9%	43.3%	57.8%	54.5%	59.1%	33.3%
TOTAL		1184	1061	1209	1255	1169	1520	1259	1712	1899	2075