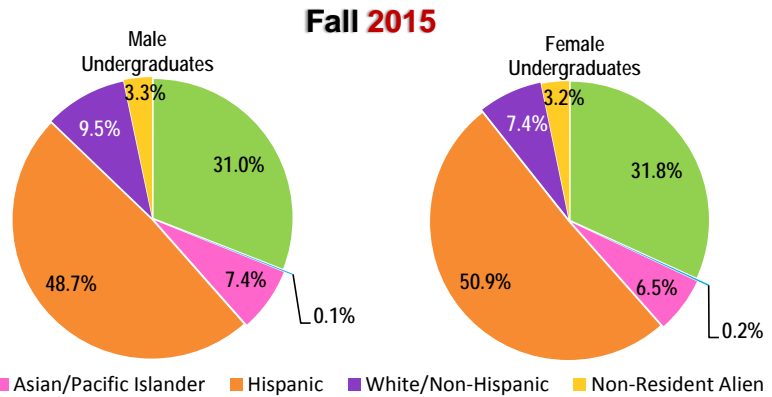


### Undergraduate Students – Demographics

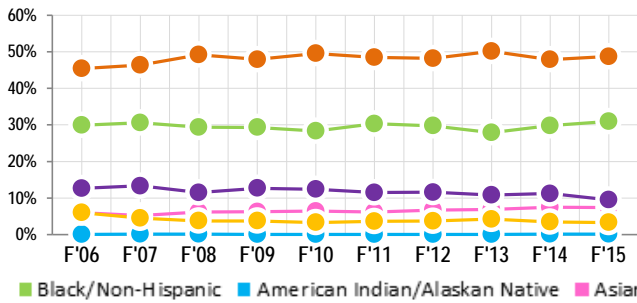
at a glance...



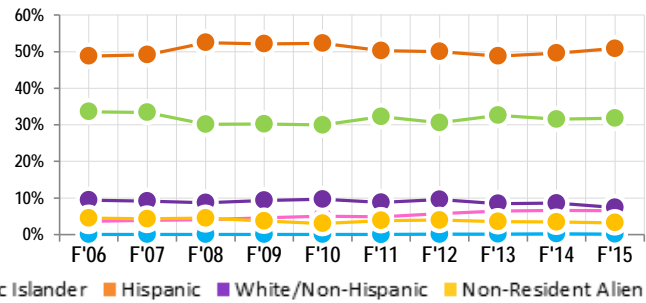
■ Black/Non-Hispanic ■ American Indian/Alaskan Native ■ Asian/Pacific Islander ■ Hispanic ■ White/Non-Hispanic ■ Non-Resident Alien

### Undergraduate Students by Gender and Race & Ethnicity 2006-2015 Trends

Undergraduate Males by Race & Ethnicity



Undergraduate Females by Race & Ethnicity



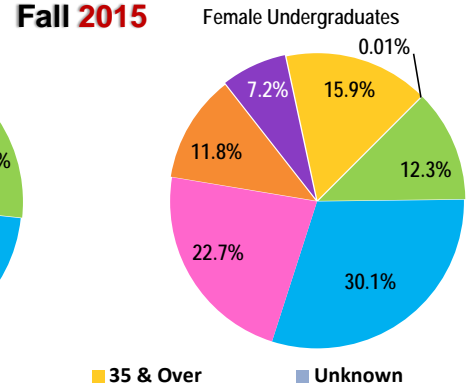
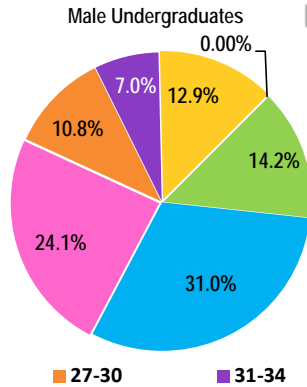
UNDERGRADUATE Gender/Race & Ethnicity		F'06		F'07		F'08		F'09		F'10		F'11		F'12		F'13		F'14		F'15	
		M	F	M	F	M	F	M	F	M	F	M	F	M	F	M	F	M	F	M	F
Black/Non-Hispanic	N	731	2118	774	2117	836	2025	869	2040	853	2045	934	2185	919	1985	869	2205	997	2202	1079	2327
	%	29.9%	33.6%	30.6%	33.4%	29.3%	30.1%	29.3%	30.2%	28.3%	30.0%	30.3%	32.2%	29.8%	30.6%	27.9%	32.6%	29.8%	31.5%	31.0%	31.8%
American Indian/Alaskan Native	N	1	4	3	4	4	5	2	3	1	3	1	2	2	7	2	11	5	15	4	13
	%	0.0%	0.1%	0.1%	0.1%	0.1%	0.1%	0.07%	0.0%	0.0%	0.0%	0.0%	0.0%	0.1%	0.1%	0.1%	0.2%	0.1%	0.2%	0.1%	0.2%
Asian/Pacific Islander	N	146	227	131	247	175	272	186	308	193	341	190	331	208	375	215	438	251	462	259	474
	%	6.0%	3.6%	5.2%	3.9%	6.1%	4.0%	6.3%	4.6%	6.4%	5.0%	6.2%	4.9%	6.7%	5.8%	6.9%	6.5%	7.5%	6.6%	7.4%	6.5%
Hispanic	N	1109	3077	1173	3112	1401	3527	1420	3522	1492	3571	1493	3406	1487	3245	1564	3300	1602	3462	1697	3720
	%	45.4%	48.8%	46.3%	49.1%	49.2%	52.5%	47.9%	52.1%	49.5%	52.3%	48.4%	50.2%	48.2%	50.0%	50.1%	48.8%	47.9%	49.6%	48.7%	50.9%
White/Non-Hispanic	N	309	596	337	581	327	588	376	631	374	659	354	595	357	621	338	573	375	599	332	543
	%	12.6%	9.5%	13.3%	9.2%	11.5%	8.8%	12.7%	9.3%	12.4%	9.7%	11.5%	8.8%	11.6%	9.6%	10.8%	8.5%	11.2%	8.6%	9.5%	7.4%
Non-Resident Alien	N	147	282	113	272	107	302	111	252	100	209	111	261	115	256	131	240	116	240	115	237
	%	6.0%	4.5%	4.5%	4.3%	3.8%	4.5%	3.7%	3.7%	3.3%	3.1%	3.6%	3.8%	3.7%	3.9%	4.2%	3.5%	3.5%	3.4%	3.3%	3.2%
<b>TOTAL</b>		<b>2443</b>	<b>6304</b>	<b>2531</b>	<b>6333</b>	<b>2850</b>	<b>6719</b>	<b>2964</b>	<b>6756</b>	<b>3013</b>	<b>6828</b>	<b>3083</b>	<b>6780</b>	<b>3088</b>	<b>6489</b>	<b>3119</b>	<b>6767</b>	<b>3346</b>	<b>6980</b>	<b>3486</b>	<b>7314</b>

Undergraduate Students – Demographics

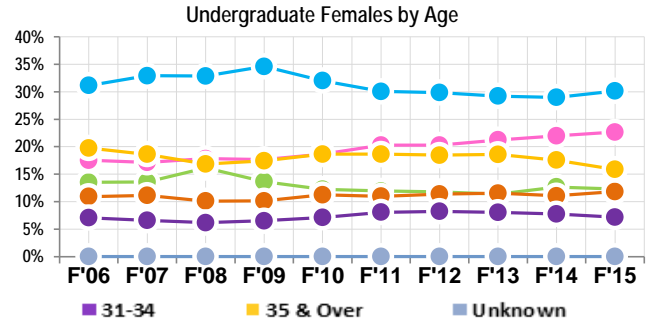
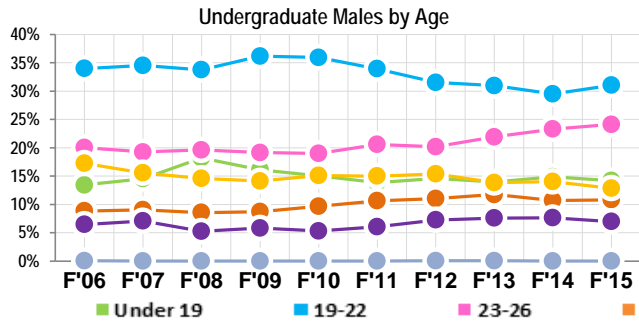
at a glance...



Under 19 19-22 23-26 27-30 31-34 35 & Over Unknown



Undergraduate Students by Gender and Age  
2006-2015 Trends



UNDERGRADUATE Gender/Age		F'06		F'07		F'08		F'09		F'10		F'11		F'12		F'13		F'14		F'15	
		M	F	M	F	M	F	M	F	M	F	M	F	M	F	M	F	M	F	M	F
Under 19	N	328	853	368	859	519	1086	478	922	453	837	427	809	451	766	435	770	498	884	495	901
	%	13.4%	13.5%	14.5%	13.6%	18.2%	16.2%	16.1%	13.6%	15.0%	12.3%	13.9%	11.9%	14.6%	11.8%	13.9%	11.4%	14.9%	12.7%	14.2%	12.3%
19-22	N	830	1963	874	2085	962	2207	1071	2338	1082	2187	1046	2038	973	1937	965	1977	987	2023	1082	2204
	%	34.0%	31.1%	34.5%	32.9%	33.8%	32.8%	36.1%	34.6%	35.9%	32.0%	33.9%	30.1%	31.5%	29.9%	30.9%	29.2%	29.5%	29.0%	31.0%	30.1%
23-26	N	489	1106	487	1086	559	1198	567	1195	572	1274	634	1375	623	1317	683	1438	779	1535	841	1658
	%	20.0%	17.5%	19.2%	17.1%	19.6%	17.8%	19.1%	17.7%	19.0%	18.7%	20.6%	20.3%	20.2%	20.3%	21.9%	21.3%	23.3%	22.0%	24.1%	22.7%
27-30	N	216	689	229	705	244	680	258	685	291	768	328	745	341	737	366	780	358	772	377	864
	%	8.8%	10.9%	9.0%	11.1%	8.6%	10.1%	8.7%	10.1%	9.7%	11.2%	10.6%	11.0%	11.0%	11.4%	11.7%	11.5%	10.7%	11.1%	10.8%	11.8%
31-34	N	158	447	179	418	150	414	172	440	160	487	186	547	224	533	237	543	255	541	243	526
	%	6.5%	7.1%	7.1%	6.6%	5.3%	6.2%	5.8%	6.5%	5.3%	7.1%	6.0%	8.1%	7.3%	8.2%	7.6%	8.0%	7.6%	7.8%	7.0%	7.2%
35 & Over	N	421	1246	394	1179	416	1133	418	1176	455	1273	462	1264	475	1198	431	1257	469	1225	448	1160
	%	17.2%	19.8%	15.6%	18.6%	14.6%	16.9%	14.1%	17.4%	15.1%	18.6%	15.0%	18.6%	15.4%	18.5%	13.8%	18.6%	14.0%	17.6%	12.9%	15.9%
Unknown	N	1	0	0	1	0	1	0	0	0	2	0	2	1	1	2	2	0	0	0	1
	%	0.04%	0.00%	0.00%	0.02%	0.00%	0.01%	0.00%	0.00%	0.00%	0.03%	0.00%	0.03%	0.03%	0.02%	0.06%	0.03%	0.00%	0.00%	0.00%	0.01%
<b>TOTAL</b>		<b>2443</b>	<b>6304</b>	<b>2531</b>	<b>6333</b>	<b>2850</b>	<b>6719</b>	<b>2964</b>	<b>6756</b>	<b>3013</b>	<b>6828</b>	<b>3083</b>	<b>6780</b>	<b>3088</b>	<b>6489</b>	<b>3119</b>	<b>6767</b>	<b>3346</b>	<b>6980</b>	<b>3486</b>	<b>7314</b>