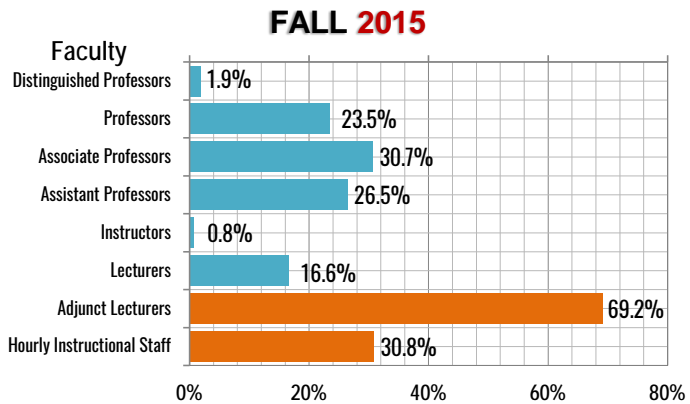
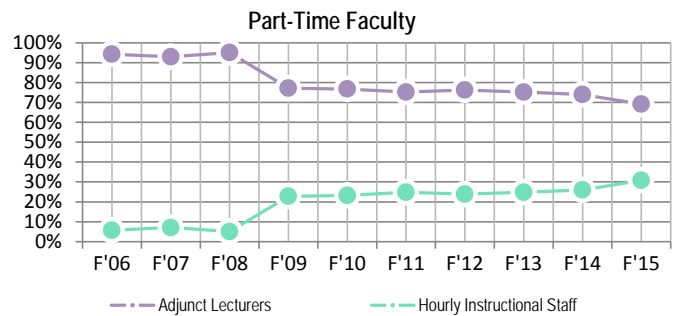
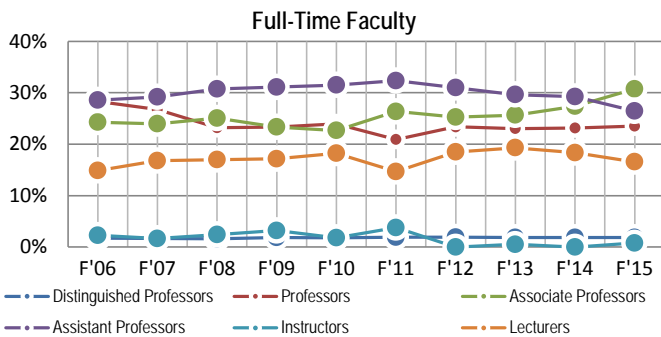


### Faculty by Rank

at a glance...



### Faculty by Rank 2006-2015 Trends



### Full-Time Faculty

Full-Time Faculty		F'06	F'07	F'08	F'09	F'10	F'11	F'12	F'13	F'14	F'15
Distinguished Professors	N	6	6	6	7	7	7	7	7	7	7
	%	1.7%	1.7%	1.6%	1.9%	1.8%	1.9%	1.9%	1.9%	1.9%	1.9%
Professors	N	99	97	86	87	92	77	86	87	87	88
	%	28.3%	26.7%	23.2%	23.3%	24.0%	20.9%	23.4%	23.0%	23.1%	23.5%
Associate Professors	N	85	87	93	87	87	97	93	97	103	115
	%	24.3%	24.0%	25.1%	23.3%	22.7%	26.4%	25.3%	25.7%	27.4%	30.7%
Assistant Professors	N	100	106	114	116	121	119	114	112	110	99
	%	28.6%	29.2%	30.7%	31.1%	31.5%	32.3%	31.0%	29.6%	29.3%	26.5%
Instructors	N	8	6	9	12	7	14	0	2	0	3
	%	2.3%	1.7%	2.4%	3.2%	1.8%	3.8%	0.0%	0.5%	0.0%	0.8%
Lecturers	N	52	61	63	64	70	54	68	73	69	62
	%	14.9%	16.8%	17.0%	17.2%	18.2%	14.7%	18.5%	19.3%	18.4%	16.6%
<b>TOTAL</b>		<b>350</b>	<b>363</b>	<b>371</b>	<b>373</b>	<b>384</b>	<b>368</b>	<b>368</b>	<b>378</b>	<b>376</b>	<b>374</b>

### Part-Time Faculty

Part-Time Faculty		F'06	F'07	F'08	F'09	F'10	F'11	F'12	F'13	F'14	F'15
Adjunct Lecturers	N	527	512	381	458	396	409	384	312	327	343
	%	94.3%	92.9%	95.0%	77.2%	76.7%	75.2%	76.2%	75.2%	74.0%	69.2%
Hourly Instructional Staff	N	32	39	20	135	120	135	120	103	115	153
	%	5.7%	7.1%	5.0%	22.8%	23.3%	24.8%	23.8%	24.8%	26.0%	30.8%
<b>TOTAL</b>		<b>559</b>	<b>551</b>	<b>401</b>	<b>593</b>	<b>516</b>	<b>544</b>	<b>504</b>	<b>415</b>	<b>442</b>	<b>496</b>