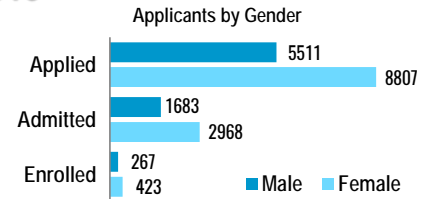
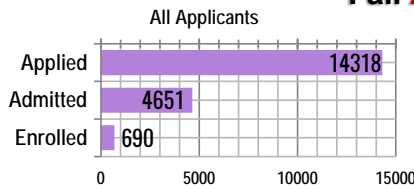


# First-Time Freshmen

## Quick FACTS



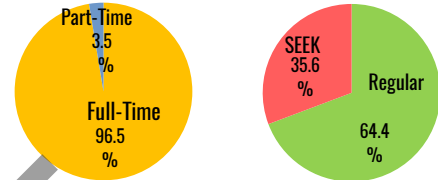
### Fall 2016



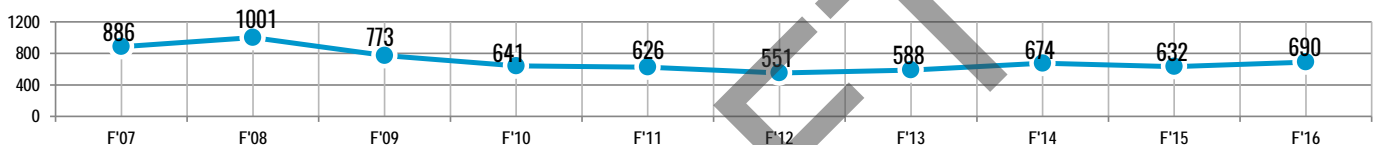
#### Top 5 Feeder High School

1. Saunders Trades & Technical HS
2. Yonkers Middle- High School
3. Cardinal Spellman HS
4. Gregorio Luperon Prep School
5. High School Hlth Prof Human

#### First-Time Freshmen

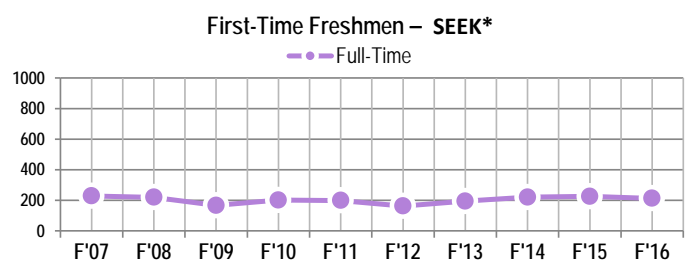
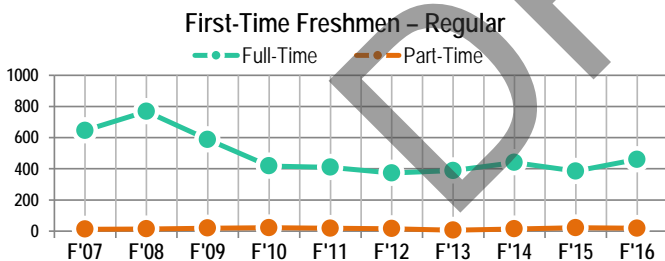


### First-Time Freshmen by Enrollment Status



FIRST-TIME FRESHMEN		F'07	F'08	F'09	F'10	F'11	F'12	F'13	F'14	F'15	F'16
Full-Time	N	874	987	754	619	608	535	582	660	610	672
	%	98.6%	98.6%	97.5%	96.6%	97.1%	97.1%	99.0%	97.9%	96.5%	97.4%
Part-Time	N	12	14	19	22	18	16	6	14	22	18
	%	1.4%	1.4%	2.5%	3.4%	2.9%	2.9%	1.0%	2.1%	3.5%	2.6%
<b>TOTAL</b>		<b>886</b>	<b>1001</b>	<b>773</b>	<b>641</b>	<b>626</b>	<b>551</b>	<b>588</b>	<b>674</b>	<b>632</b>	<b>690</b>

### First-Time Freshmen – Regular and SEEK\*



REGULAR		F'07	F'08	F'09	F'10	F'11	F'12	F'13	F'14	F'15	F'16
Full-Time	N	646	768	588	418	410	373	388	440	385	460
	%	98.2%	98.2%	96.9%	95.0%	95.8%	95.9%	98.5%	96.9%	94.6%	96.2%
Part-Time	N	12	14	19	22	18	16	6	14	22	18
	%	1.8%	1.8%	3.1%	5.0%	4.2%	4.1%	1.5%	3.1%	5.4%	3.8%
<b>TOTAL</b>		<b>658</b>	<b>782</b>	<b>607</b>	<b>440</b>	<b>428</b>	<b>389</b>	<b>394</b>	<b>454</b>	<b>407</b>	<b>478</b>

SEEK*		F'07	F'08	F'09	F'10	F'11	F'12	F'13	F'14	F'15	F'16
Full-Time	N	228	219	166	201	198	162	194	220	225	212
	%	100.0%	100.0%	100.0%	100.0%	100.0%	100.0%	100.0%	100.0%	100.0%	100.0%
Part-Time*	N	0	0	0	0	0	0	0	0	0	0
	%	0.0%	0.0%	0.0%	0.0%	0.0%	0.0%	0.0%	0.0%	0.0%	0.0%
<b>TOTAL</b>		<b>228</b>	<b>219</b>	<b>166</b>	<b>201</b>	<b>198</b>	<b>162</b>	<b>194</b>	<b>220</b>	<b>225</b>	<b>212</b>

\*SEEK students do not attend part-time in their first semester.