

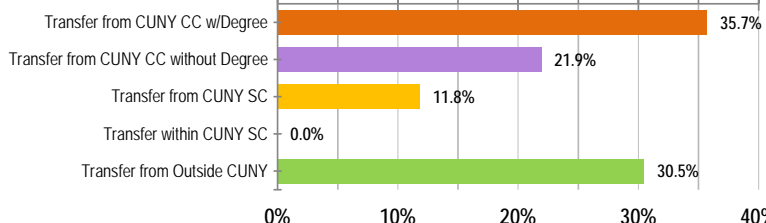
Transfer Students by Enrollment and Source

Quick FACTS

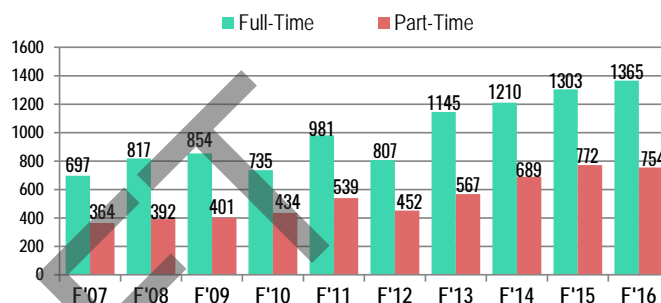
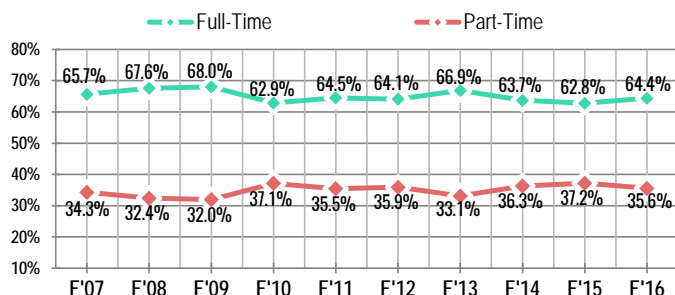


Fall 2016

Transfers

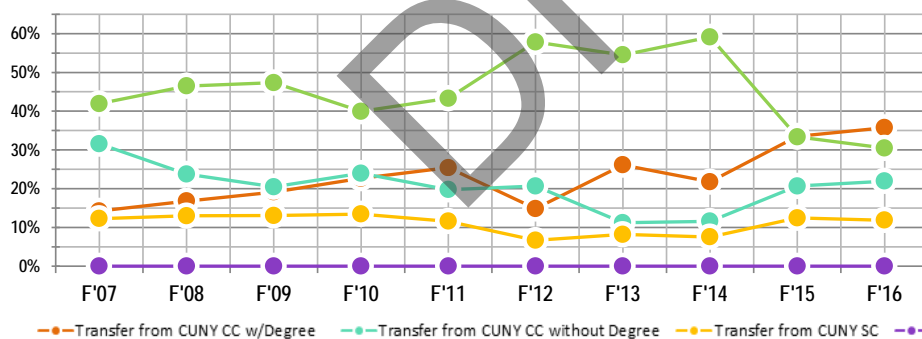


Transfers by Enrollment Status



TRANSFER STUDENTS		F'07	F'08	F'09	F'10	F'11	F'12	F'13	F'14	F'15	F'16
Full-Time	N	697	817	854	735	981	807	1145	1210	1303	1365
	%	65.7%	67.6%	68.0%	62.9%	64.5%	64.1%	66.9%	63.7%	62.8%	64.4%
Part-Time	N	364	392	401	434	539	452	567	689	772	754
	%	34.3%	32.4%	32.0%	37.1%	35.5%	35.9%	33.1%	36.3%	37.2%	35.6%
TOTAL		1061	1209	1255	1169	1520	1259	1712	1899	2075	2119

Transfers by Source



- Top Transfer Institutions in Alpha Order
- Borough of Manhattan Community College
 - Bronx Community College
 - Hostos Community College
 - Westchester Community College

TRANSFER STUDENTS		F'07	F'08	F'09	F'10	F'11	F'12	F'13	F'14	F'15	F'16
Transfer from CUNY CC w/Degree	N	151	203	240	265	386	187	447	413	696	757
	%	14.2%	16.8%	19.1%	22.7%	25.4%	14.9%	26.1%	21.7%	33.5%	35.7%
Transfer from CUNY CC without Degree	N	335	287	257	280	300	260	192	220	429	465
	%	31.6%	23.7%	20.5%	24.0%	19.7%	20.7%	11.2%	11.6%	20.7%	21.9%
Transfer from CUNY SC	N	130	157	164	157	176	84	140	143	258	251
	%	12.3%	13.0%	13.1%	13.4%	11.6%	6.7%	8.2%	7.5%	12.4%	11.8%
Transfer within CUNY SC	N	0	0	0	0	0	0	0	0	0	0
	%	0.0%	0.0%	0.0%	0.0%	0.0%	0.0%	0.0%	0.0%	0.0%	0.0%
Transfer from Outside CUNY	N	445	562	594	467	658	728	933	1123	692	646
	%	41.9%	46.5%	47.3%	39.9%	43.3%	57.8%	54.5%	59.1%	33.3%	30.5%
TOTAL		1061	1209	1255	1169	1520	1259	1712	1899	2075	2119