



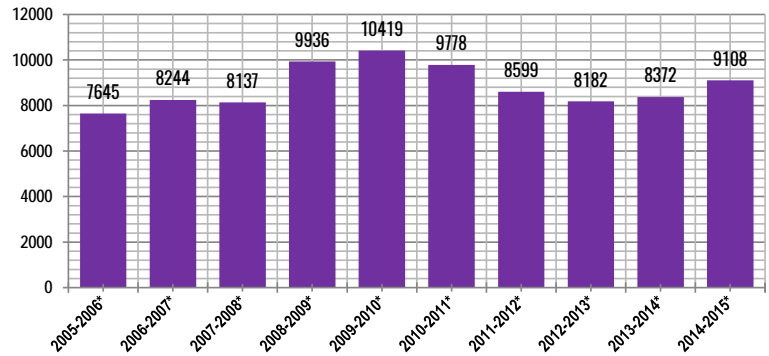


### Adjunct Teaching Budget (In Thousands of Dollars)

at a glance...



Adjunct Budget (in thousands of dollars)



### Ten Years Trend of Adjunct Budget (in thousands of dollars) 2005-2015 #



Adjunct Budget	2005-2006*	2006-2007*	2007-2008*	2008-2009*	2009-2010*	2010-2011*	2011-2012*	2012-2013*	2013-2014*	2014-2015*#
		\$7,645	\$8,244	\$8,137	\$9,936	\$10,419	\$9,778	\$8,599	\$8,182	\$8,372

Adjunct teaching budget includes PSC collective bargaining.

\*Indicates All-Teaching/Non-Teaching Adjunct Budget

Source: Office of Budget and Planning at Lehman College.

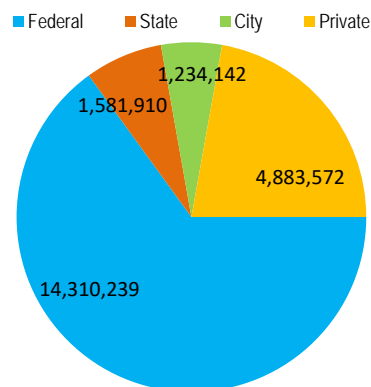
# 2015-16 Data not available at time of publication

### Research and Sponsored Programs (In Thousands of Dollars)

at a glance...



2015-2016 Grants & Contracts



### Ten Year Trend of Grants and Contracts Provided to Lehman College 2006-2016

Grants & Contracts	2006-07	2007-08	2008-09	2009-10	2010-11	2011-12	2012-13	2013-14	2014-15	2015-16
<b>Federal</b>	\$8,969	\$10,715	\$11,750	\$21,110,029	\$13,604,132	\$8,037,501	\$6,839,450	\$7,192,180	\$5,025,592	\$14,310,239
<b>State</b>	1,314	1,843	1,704	1,375,023	1,391,852	562,036	1,186,245	2,185,727	1,203,199	1,581,910
<b>City</b>	3,956	2,742	2,307	1,552,756	1,306,430	1,301,431	1,447,817	2,051,920	1,267,132	1,234,142
<b>Private</b>	3,102	1,168	1,187	1,454,453	1,605,223	4,579,231	5,004,586	3,490,032	5,994,764	4,883,572
<b>Total</b>	<b>\$17,341</b>	<b>\$16,468</b>	<b>\$16,948</b>	<b>\$25,492,261</b>	<b>\$17,907,637</b>	<b>\$14,480,199</b>	<b>\$14,478,098</b>	<b>\$14,919,859</b>	<b>\$13,490,687</b>	<b>\$22,009,863</b>

Includes: Sponsored Awards made directly to Lehman College. Numbers are in thousands

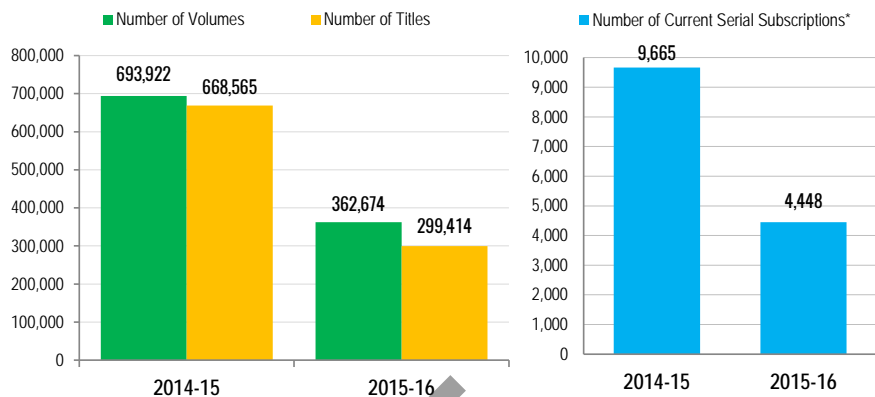
Source: Office of Research and Sponsored Programs at Lehman College.

## Library Collections

at a glance...



Library Collections (Two Year Comparison)



Ten Year Trend of Library Collections and Annual Use  
2006-2016

LIBRARY USE	2006-07	2007-08	2008-09	2009-10	2010-11	2011-12	2012-13	2013-14	2014-15	2015-16
Circulation Transactions - General Collection	59,066	66,615	80,754	80,909	78,673	69,213	69,213	55,200	44,349	14,306
Circulation Transactions - Reserve Collection	52,766	72,120	94,193	134,705	167,712	143,111	143,111	136,011	122,662	127,732
Interlibrary Loans - Received from Other Sources	1,257	986	1,083	823	904	1,043	1,042	1,260	880	1,188
Reference Transactions per Typical Week <sup>1</sup>	1,543	1,605	2,255	2,374	4,505	6,765	8,647	7,512	5,530	6,819
Information Services to Groups - Yearly Presentations	\$248	\$270	\$270	\$323	\$252	\$250	\$223	\$236	\$240	\$196

ACCESS	2006-07	2007-08	2008-09	2009-10	2010-11	2011-12	2012-13	2013-14	2014-15	2015-16
Public Service Hours Per Week	74	74	78	78	76	76	92	92	92	92

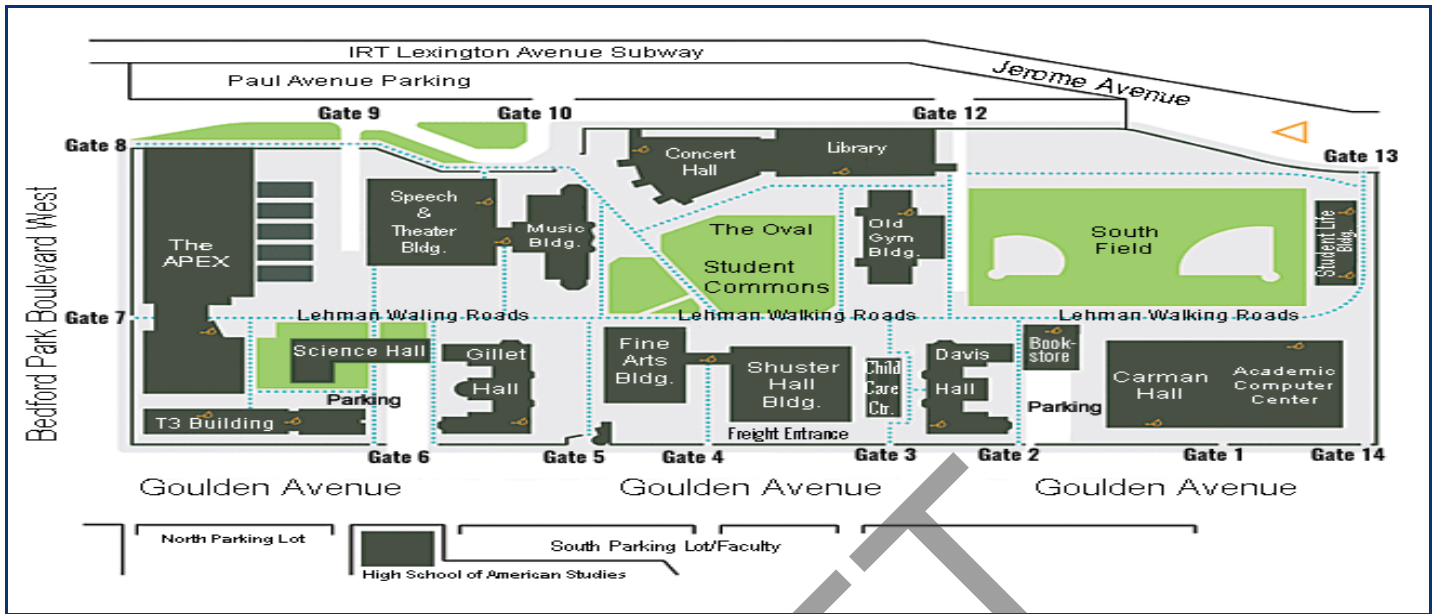
COLLECTIONS	2006-07	2007-08	2008-09	2009-10	2010-11	2011-12	2012-13	2013-14	2014-15	2015-16
Number of Volumes	595,952	599,932	652,150	658,376	660,616	666,065	682,848	693,922	693,922	362,674
Number of Titles	409,417	413,565	416,801	423,027	505,843	663,424	664,424	668,565	668,565	299,414
Number of Current Serial Subscriptions*	5,738	5,043	8,868	8,923	9,370	9,665	9,665	9,665	9,665	4,448

\* Paper and some electronic subscriptions. We are part of CUNY-wide consortia which gives us access to over 10,000 subscriptions electronically.

1. Includes electronic journals.

Source: Lehman College Library.

### Space Inventory at Lehman College



Fall 2016

BUILDING	Computer Lab***	Lecture Hall	Classroom	Instructional Laboratory	Research Lab	Office	Auditorium	General**	TOTAL ASSIGNABLE	NON-ASSIGNABLE*
APEX	589	0	2,354	1,077	0	7,885	0	78,418	90,323	38,763
Bookstore	0	0	0	0	0	0	0	7,649	7,649	283
Carman Hall	11,860	7,465	37,506	15,424	0	53,524	0	23,300	149,079	97,483
Concert Hall	0	0	0	0	0	0	40,481	0	40,481	19,261
Davis Hall	1,438	1,464	2,347	17,900	22,416	9,603	0	21,528	76,696	34,411
Fine Arts Building	949	0	1,241	14,488	0	4,082	0	22,860	43,620	11,305
Gillet Hall	6,559	1,020	7,544	13,636	5,327	16,490	3,380	9,966	63,922	44,626
Library	0	0	0	0	0	8,666	0	81,481	90,147	26,921
Music Building	0	1,781	412	6,790	0	6,200	0	42,709	57,892	48,572
Old Gymnasium	1,690	2,314	1,218	0	0	8,254	0	23,633	37,109	20,928
Reservoir Building (H.S. of American Studies)	0	0	8,940	1,673	0	1,784	0	828	13,225	4,995
Science Hall	0	0	1,985	7,118	9,753	2,331	0	6,194	27,381	33,366
Shuster Hall	0	0	0	0	0	39,197	0	3,659	42,856	32,927
Speech & Theatre Bldg.	1,112	0	4,910	8,879	0	7,038	8,336	47,877	78,152	52,071
Student Life Building	320	0	0	0	0	7,117	0	13,257	20,694	7,329
Temporary (T-3)	769	0	1,128	1,920	0	5,607	0	5,472	14,896	6,408
<b>TOTAL</b>	<b>25,286</b>	<b>14,044</b>	<b>69,585</b>	<b>88,905</b>	<b>37,496</b>	<b>177,778</b>	<b>52,197</b>	<b>388,831</b>	<b>854,122</b>	<b>479,649</b>

Child Care Center: 12,000 g.s.f.

\* Lobbies, hallways, staircases, mechanical spaces, etc.

\*\* Departmental storage areas, faculty dining room, student cafeteria, child-care center, lab service, etc.

\*\*\* Special Class Laboratory, Media Production, Central Computers and Communication = Computer Lab.

Source: Office of Campus Planning and Facilities at Lehman College.