

# Bernoulli and Binomial Random Variables

Bernoulli Random Variable:

$X$	0	1
$P(X=x)$	$1-p$	$p$

$$P(X=0) = 1-p$$

$$P(X=1) = p$$

Use this type of random variable to model individual trial, with prob. of success  $p$ .

$$E(X) = \sum_x x p(x) = 0 \cdot \underbrace{p(0)}_{(1-p)} + 1 \cdot \underbrace{p(1)}_p = p.$$

$p(x) = P(X=x)$

$$\text{Var}(X) = E(X^2) - E(X)^2 = p - p^2 = p(1-p)$$

b/c  $E(X^2) = \sum_x x^2 p(x) = 0^2 (1-p) + 1^2 p = p.$

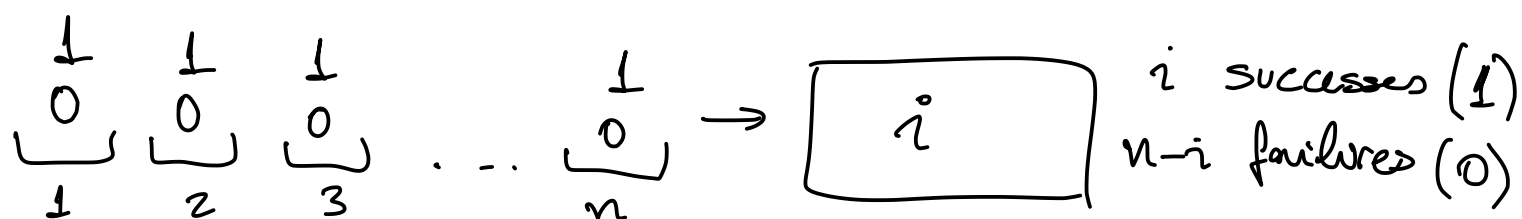
Bernoulli

$$E(X) = p$$

$$\text{Var}(X) = p(1-p)$$

# Binomial Random Variable

Use it to model  $n$  trials, each of which has prob.  $p$  of success. Equivalent to taking the sum of  $n$  Bernoulli random variables w/ prob. of success  $p$ .



$$p(i) = \binom{n}{i} p^i (1-p)^{n-i} \quad i = 0, 1, \dots, n$$

$X$  is Binomial  $(n, p)$   $\implies X = X_1 + X_2 + \dots + X_n$

*# of trials*  $\nearrow$   $\nwarrow$  *prob. of success*

$\nwarrow$   $\nearrow$  *Bernoulli w/ prob. of success  $p$ .*

$$E(X) = E(X_1 + X_2 + \dots + X_n)$$

*linearity of  $E(\cdot)$*   $\searrow$

$$= E(X_1) + E(X_2) + \dots + E(X_n)$$
$$= p + p + \dots + p = n \cdot p$$

**independent**

$$\text{Var}(X) = \text{Var}(X_1 + \dots + X_n)$$
$$= \text{Var}(X_1) + \dots + \text{Var}(X_n)$$
$$= p(1-p) + \dots + p(1-p)$$
$$= n \cdot p(1-p)$$

*no  $\text{Cov}(X_i, X_j)$  b/c  $X_i$  and  $X_j$  are independent  $\forall i \neq j$*

# Binomial ( $n, p$ )

$$E(X) = n \cdot p$$

$$\text{Var}(X) = n p (1-p)$$

Example: 5 fair coins are flipped. Find the probability distribution of the number of heads.

$$X = \# \text{ of heads} \quad n = 5 \quad p = \frac{1}{2}$$

$$X \sim \text{Binomial}\left(5, \frac{1}{2}\right)$$

$$E(X) = \frac{5}{2} = \sum_x x p(x) = 0 \cdot \frac{1}{32} + 1 \cdot \frac{5}{32} + 2 \cdot \frac{10}{32} + 3 \cdot \frac{10}{32} + 4 \cdot \frac{5}{32} + 5 \cdot \frac{1}{32}$$

$$P(X=0) = \binom{5}{0} \left(\frac{1}{2}\right)^0 \left(\frac{1}{2}\right)^5 = \frac{1}{2^5} = \frac{1}{32}$$

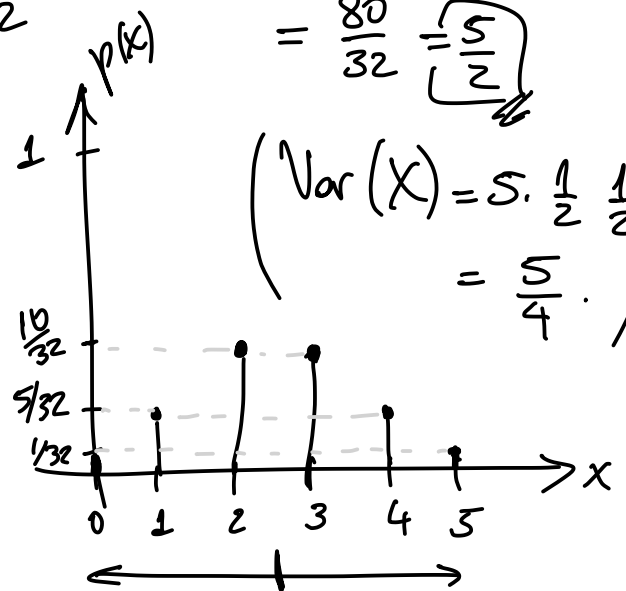
$$P(X=1) = \binom{5}{1} \left(\frac{1}{2}\right)^1 \left(\frac{1}{2}\right)^4 = \frac{5}{32}$$

$$P(X=2) = \binom{5}{2} \left(\frac{1}{2}\right)^2 \left(\frac{1}{2}\right)^3 = \frac{10}{32}$$

$$P(X=3) = \binom{5}{3} \left(\frac{1}{2}\right)^3 \left(\frac{1}{2}\right)^2 = \frac{10}{32}$$

$$P(X=4) = \binom{5}{4} \left(\frac{1}{2}\right)^4 \left(\frac{1}{2}\right)^1 = \frac{5}{32}$$

$$P(X=5) = \binom{5}{5} \left(\frac{1}{2}\right)^5 \left(\frac{1}{2}\right)^0 = \frac{1}{32}$$



Ans:

$X$	0	1	2	3	4	5
$p(x)$	$\frac{1}{32}$	$\frac{5}{32}$	$\frac{10}{32}$	$\frac{10}{32}$	$\frac{5}{32}$	$\frac{1}{32}$

symmetry because  $p = \frac{1}{2}$

$$\sum_x P(X=x) = \sum_x p(x) = \frac{1}{32} + \frac{5}{32} + \frac{10}{32} + \frac{10}{32} + \frac{5}{32} + \frac{1}{32}$$

$$= \frac{16}{32} + \frac{16}{32} = \frac{32}{32} = \underline{1}$$

Example: Population of the Bronx (in 2018): 1.432 million  
 Current cases of COVID-19 in the Bronx (as of March 29, 4:15pm): 6,250

Q: Suppose you live in a building in the Bronx with 100 people. What is the probability that at least 2 people in your building have COVID-19?

$X = \#$  of people with COVID-19.

$$n = 100$$

$$= X_1 + X_2 + \dots + X_{100}$$

$$p = 0.00436$$

100 "trials"  $p = \frac{6,250}{1,432,000} = \frac{25}{5728} \approx 0.00436$

$$(\approx 0.436\%)$$

$$P(X \geq 2) = P(X=2) + P(X=3) + \dots + P(X=100)$$

$$P(X=i) = \binom{n}{i} p^i (1-p)^{n-i} = \binom{100}{i} p^i (1-p)^{100-i}$$

$$= \binom{100}{2} p^2 (1-p)^{98} + \binom{100}{3} p^3 (1-p)^{97} + \dots + \binom{100}{100} p^{100}$$

$$= \sum_{i=2}^{100} \binom{100}{i} p^i (1-p)^{100-i} \approx 0.0712$$

$$(\approx 7.1\%)$$

Simpler computation (equivalent to the above):

$$P(X \geq 2) = 1 - P(X < 2)$$

$$= 1 - P(X=0) - P(X=1)$$

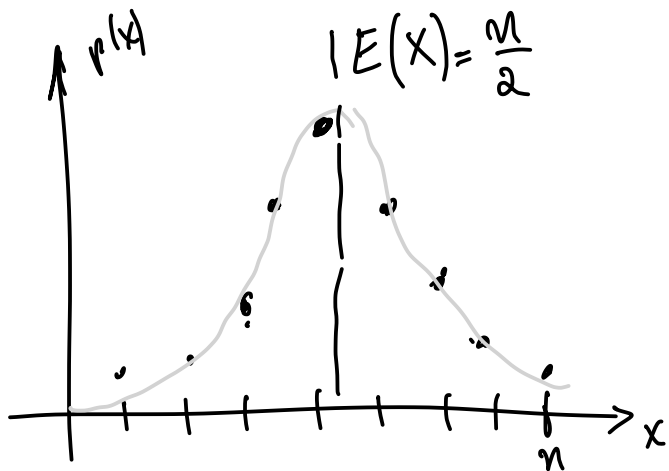
$$= 1 - \binom{100}{0} p^0 (1-p)^{100} - \binom{100}{1} p^1 (1-p)^{99}$$

$$= 1 - (1-p)^{100} - 100 p (1-p)^{99}$$

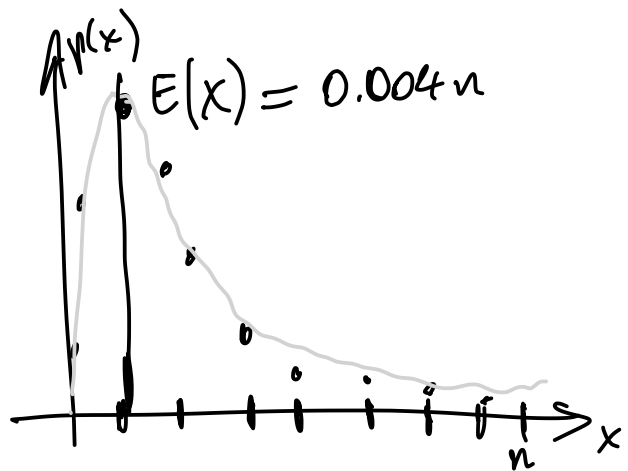
$$\approx 0.071$$

much simpler than the above method.

Comparing prob. mass densities of binomial variables with different prob. of success  $p$ :



Binomial( $n, \frac{1}{2}$ )



Binomial( $n, 0.004$ )

Check out link on the website for more interactive view of how these distributions change when we change the parameters!