

How to Change My Lehman Account Password

Testing Your Lehman Account Registration:

Click on **Test Your Account** from the Password Manager page.

Enter your Lehman Account **username** and **password**. Proceed to enter the recaptcha characters and click on **Submit**.




[Change Your Password](#)

Change your password at any time or in response to an email notification sent 7 days before expiration. Your new password must be different from your current password. Passwords must be 8 characters. [Click here for guidelines.](#)



[Test Your Account](#)

Click here to test your password, obtain your expiration date and validate that your account is registered on the Password Manager.



Test a User Account

Username:

Password:

Are You Human?



Type the characters

above:

[Submit](#)

You can also access this page directly by visiting <https://www.lehman.edu/itr/pm/> or by scanning the following QR code:



If your account has been previously registered, you will see the following message indicating authentication and date of password expiration:

Your LDAP account authentication is successful.
Your password is going to expire on 5/10/2012 1:45:04 PM. Please change your password within 90 days.

Test Your Account

Validate that your account has been registered

Username:

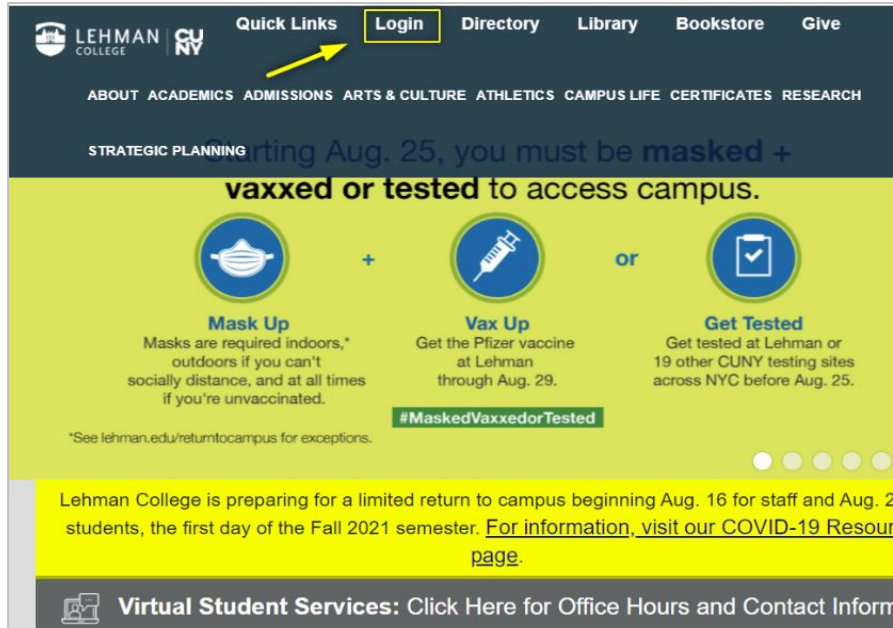
Password:

If your account is not found registered, please refer to the **"How to Claim/Register your Lehman Account"** guide.

How Can I Change My Password?

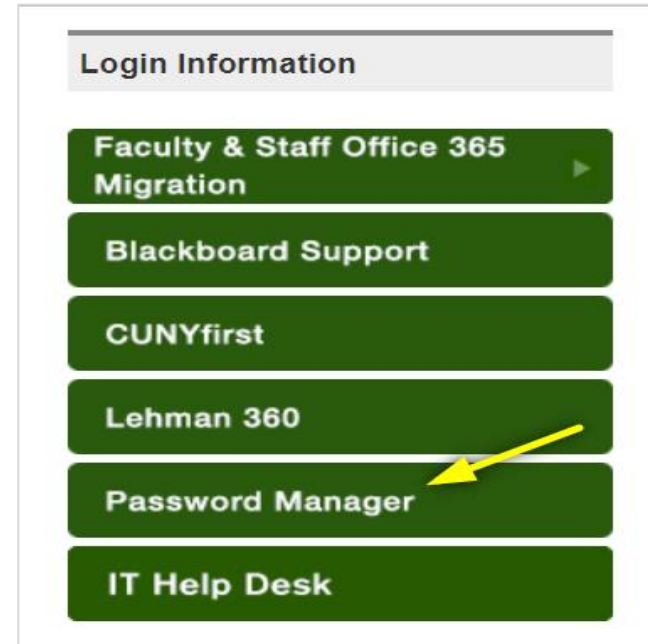
Step 1

From the Lehman website, click on **Login** at the top right corner.








Step 2

Click on **Password Manager**.




You can also access this page directly by visiting <https://www.lehman.edu/itr/pm/> or by scanning the following QR code:



Step 3	Step 4
<p>Click on Change Your Password.</p>	<p>Enter your Lehman Account Username and Current Password. Enter and confirm your New Password. Proceed to enter the recaptcha characters and click on Submit.</p>
<div data-bbox="149 302 1016 812">  <p>Reset Forgotten Password Registered users can click here to reset a forgotten password. Passwords must be 8 characters including Click here for guidelines.</p>  <p>Update Questions/Answers Update your security questions and answers.</p>  <p>Change Your Password  Change your password at any time or in response to an email notification sent 7 days before expiration. Your new password must be different from your current password. Passwords must be 8 characters. Click here for guidelines.</p> </div>	<div data-bbox="1167 293 1887 826"> <p>Change User Account Password</p> <p>Change your password at any time or in response to an email notification sent 10 days before expiration. Your new password must be different from your current password. Passwords must be 8 characters. Click here for guidelines.</p> <p>Username: <input type="text"/></p> <p>Current Password: <input type="password"/></p> <p>New Password: <input type="password"/></p> <p>Confirm New Password: <input type="password"/></p> <p>Are You Human?</p>  <p>Type the characters above: <input type="text"/></p> <p>Submit</p> </div>
<p>Your Password Must Contain:</p> <ul style="list-style-type: none"> • At least 8 characters • At least one upper case letter • One lower case letter • One number • You may also use special characters if preferable <p>You are done! You will see a confirmation message once the change is successful.</p>	

If you need login assistance, please contact the IT Help Desk via:

Chat Bot	Email	Phone
 <p>https://www.lehman.edu/itr/help-desk.php Enter keyword "AGENT" in the chatbox</p>	<p>help.desk@lehman.cuny.edu</p>	<p>718-960-1111</p>