



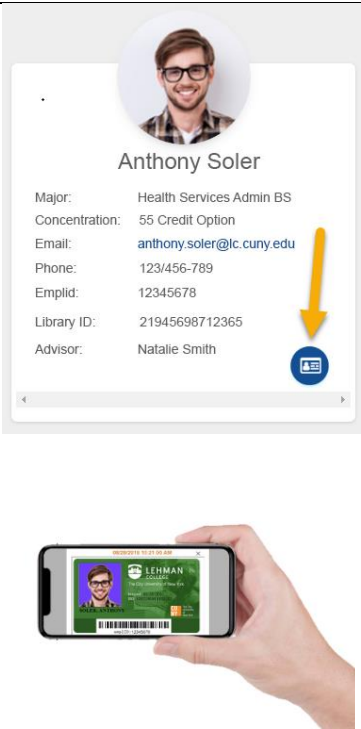
Lehman College Digital ID



If you are coming to campus during the Fall 2021 semester, it is important to have your “*key to Lehman*” your **Campus ID**, when you enter the campus at Gates 5, 8, or 13.

Students, faculty, and staff can use your physical ID or your **Lehman 360 Digital ID**, which can be easily scanned from your mobile device at the entrance gates, as well as at other college facilities.

Where Do I Find My Lehman 360 Digital ID?

Download the Lehman Mobile App (see QR codes below)

Step 1	Step 2	Step 3
<p>After downloading the Lehman Mobile App, click on the Lehman 360 logo.</p>	<p>Log-in to Lehman 360 with your Lehman account <i>firstname.lastname</i> and your Lehman password (<i>not your CUNYfirst login</i>)</p>	<p>Click on the blue icon that appears on your dashboard.</p>
		

<p>The Lehman Mobile App is available at the:</p> <p>Apple Store or Google Play</p>  	<p>This step may not be needed if you have previously logged in and opted to save your credentials.</p> <p>If you need login help, please contact the IT Help Desk at help.desk@lehman.cuny.edu</p>	<p>You Are Done! Welcome to Campus!</p> <p>You can also use your digital ID in several college facilities, such as the Library, IT Open Center, Campus Life, APEX, and the Multimedia Center, among others.</p>
---	--	---

Important: Be sure to have your **Campus ID** or **Lehman 360 Digital ID** readily available before you get to the gate – and please arrive a few minutes early.

To obtain a physical ID card, please see: <https://www.lehman.edu/public-safety/id-schedule.php>