

LEHMAN 360

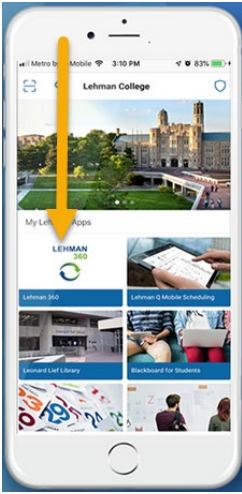
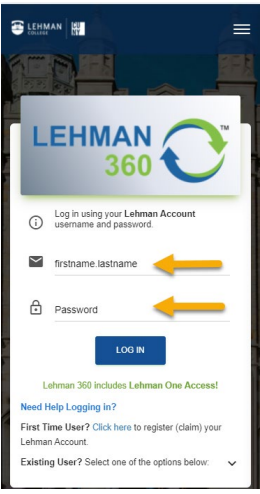





Portal

Campus Entry Status

If you are commuting to campus this semester, it is important that you check your eligibility to enter campus before you arrive to gates 5, 8, or 13. Students, faculty, and staff now have the option to view this key information in their Lehman 360 dashboards, within the **About Me** module.

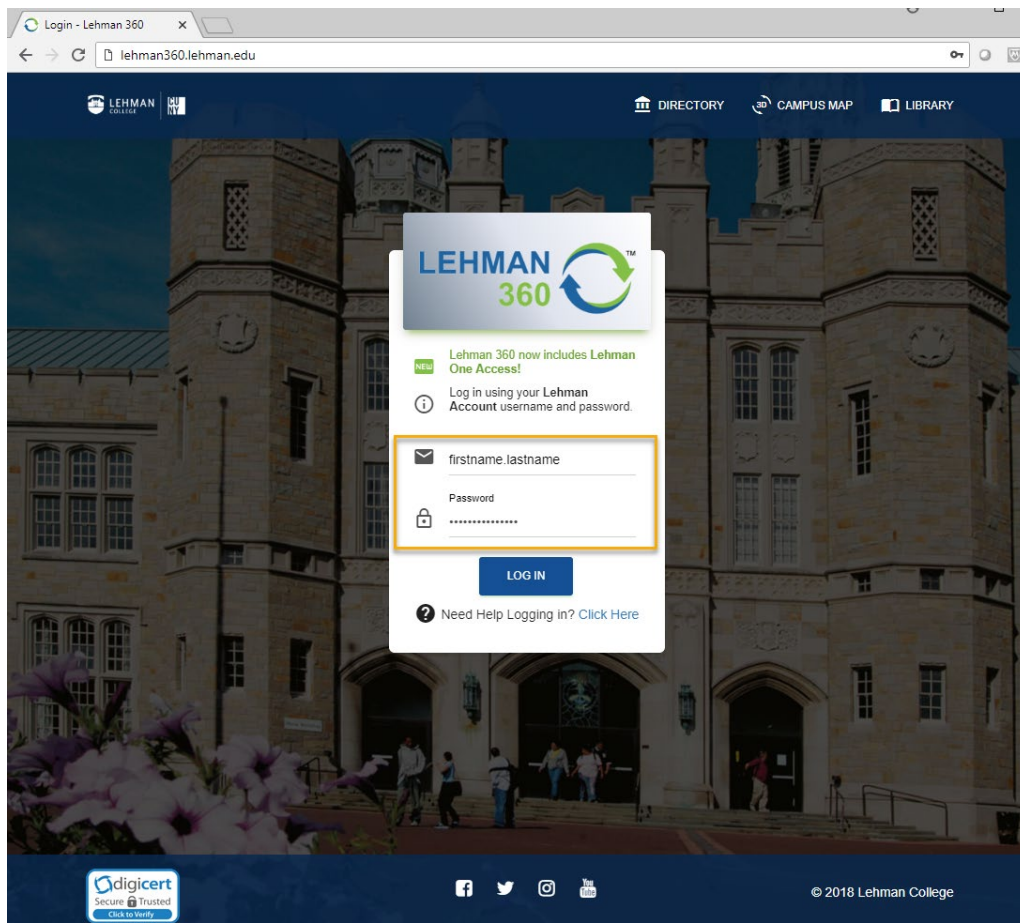
Where Do I Find My Lehman 360 Campus Entry Status?

From Mobile App	From Web Browser	From QR Code
Click on the Lehman 360 logo	Visit https://lehman360.lehman.edu/	Scan
		
The Lehman Mobile App is available on the:	Lehman 360 is mobile responsive – it will adjust to	The QR code will redirect you to https://lehman360.lehman.edu/

Apple Store 	or	Google Play 	the screen size of your device.	
--	----	--	---------------------------------	--

From any of the access methods listed above:

- A. Enter your **Lehman Account** username (firstname.lastname) and password. *Please note that this is not the same as your CUNYfirst login.*




If you need login assistance, please use the self-service password manager tools by visiting <https://www.lehman.edu/itr/pm/>

Or

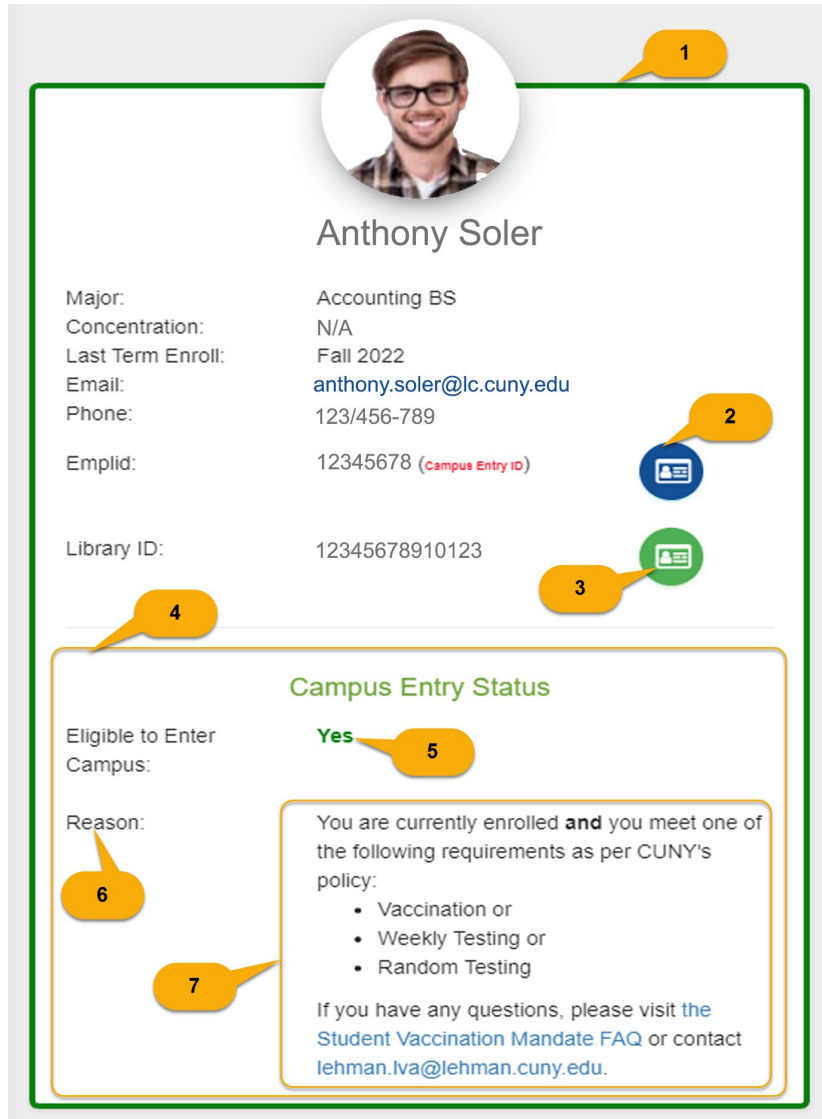
Contact the IT Help Desk via:

Chat Bot	Email	Phone
-----------------	--------------	--------------

	<p>https://www.lehman.edu/itr/help-desk.php</p> <p>Enter keyword "AGENT" in the chatbox and select "IT Help Desk" from the list of available offices.</p>	<p>help.desk@lehman.cuny.edu</p>	<p>718-960-1111</p>
---	--	---	---------------------

After successful login, your Lehman 360 Dashboard will display

B. Locate the About Me module shown below:



Anthony Soler

Major: Accounting BS
 Concentration: N/A
 Last Term Enroll: Fall 2022
 Email: anthony.soler@lc.cuny.edu
 Phone: 123/456-789
 Emplid: 12345678 (campus Entry ID)
 Library ID: 12345678910123

Campus Entry Status

Eligible to Enter Campus: **Yes**

Reason: You are currently enrolled **and** you meet one of the following requirements as per CUNY's policy:

- Vaccination or
- Weekly Testing or
- Random Testing

If you have any questions, please visit the [Student Vaccination Mandate FAQ](#) or contact lehman.lva@lehman.cuny.edu.

Campus Entry Legend:

1. If you are eligible to enter campus, the border of the About Me module displays in **green**. Otherwise, the border is **red**.
2. The **blue** icon represents the [Digital Campus ID](#). This is the ID you need to scan at gates 5, 8, or 13. You can also use your **Campus physical ID** to swipe at any of these three gates.

3. The **green** icon represents a second version of your [Digital Campus ID](#) to use exclusively to enter the Library. You can also use your **Campus physical ID** to swipe at the Library entrance.
4. In the next section, you will be presented with the **Campus Entry Status** details.
5. In addition to the border around the **About Me** module, you are presented with a field indicating whether you are eligible to enter campus. The values are “Yes” or “No”.
6. You are also presented with the **Reason** (s) why you are or you are not eligible to enter campus as well as additional information on what to do if you need assistance. This additional information varies depending on the reason (s) provided.

You Are Done!

Welcome to Campus!

Important: Be sure to have your physical Campus ID or Lehman 360 Digital ID readily available before you get to the gate – and please arrive a few minutes early.