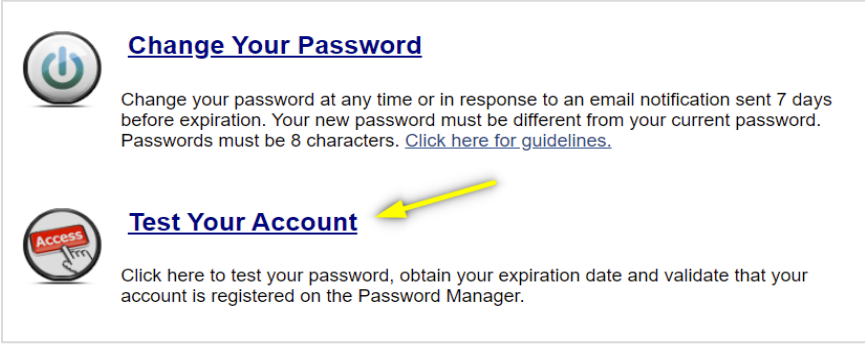


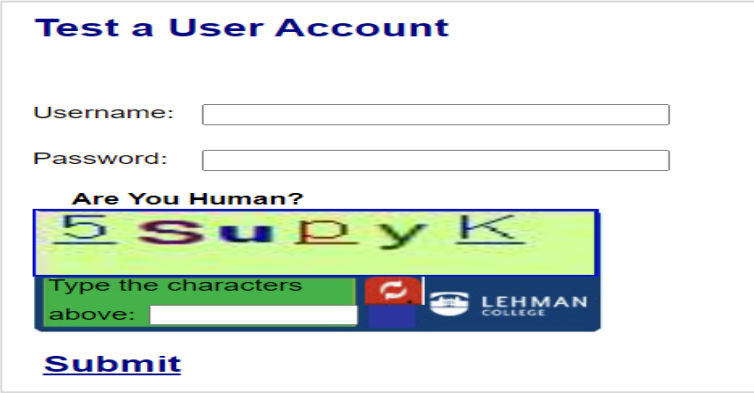




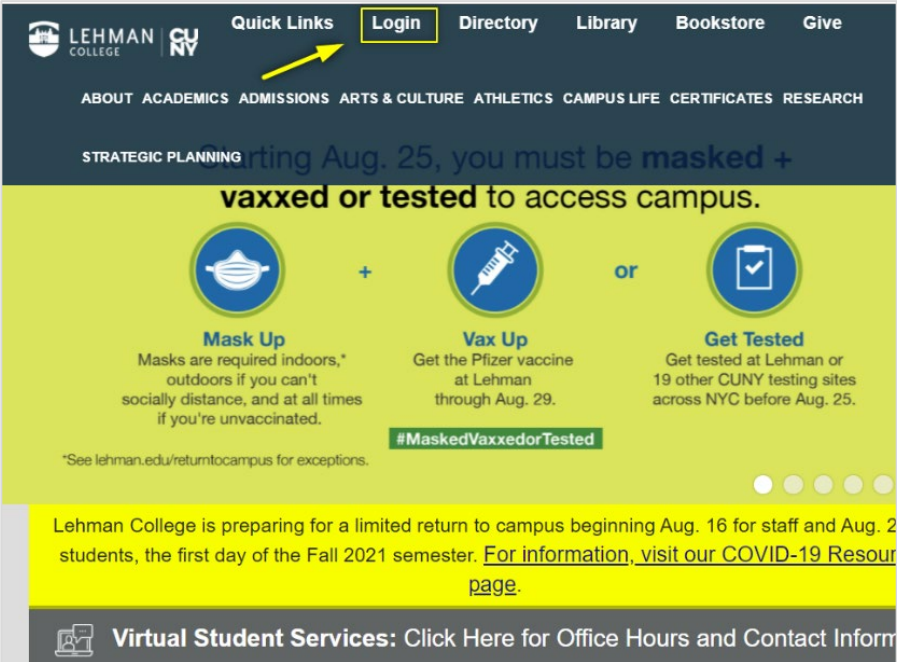

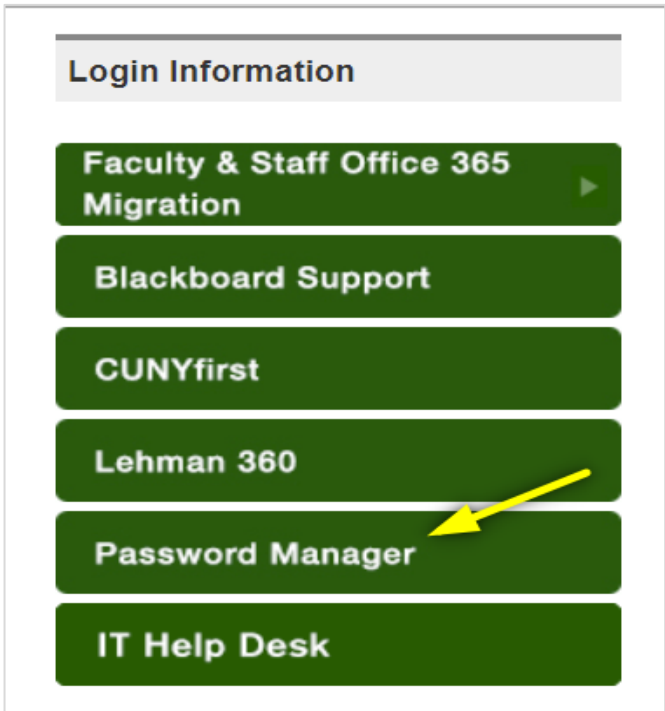
How to Reset an Expired Password

Note: to be able to reset your password, your Lehman Account **must** have been previously claimed (registered). You can use the tool below to verify your account registration status.

Testing Your Lehman Account Registration

<p>Click on Test Your Account from the Password Manager page.</p>	<p>Enter your Lehman Account username and newly created password. Proceed to enter the recaptcha characters and click on Submit.</p>
<div data-bbox="151 505 1010 846"><p>Change Your Password Change your password at any time or in response to an email notification sent 7 days before expiration. Your new password must be different from your current password. Passwords must be 8 characters. Click here for guidelines.</p><p>Test Your Account  Click here to test your password, obtain your expiration date and validate that your account is registered on the Password Manager.</p></div> <p>You can also access this page directly by visiting https://www.lehman.edu/itr/pm/ or by scanning the following QR code:</p> 	<div data-bbox="1157 509 1906 899"><p>Test a User Account</p><p>Username: <input type="text"/></p><p>Password: <input type="password"/></p><p>Are You Human? </p><p>Type the characters above: <input type="text"/></p><p>Submit</p></div>
<p>If your account has been successfully registered, you will see the following message indicating authentication and date of password expiration:</p>	
<div data-bbox="625 1138 1398 1404"><p>Your LDAP account authentication is successful. Your password is going to expire on 5/10/2012 1:45:04 PM. Please change your password within 90 days.</p><p>Test Your Account Validate that your account has been registered</p><p>Username: <input type="text" value="lehman.students"/></p><p>Password: <input type="password"/></p><p><input type="button" value="Submit"/> <input type="button" value="Go Back"/></p></div>	
<p>If your account is found not to be reigistered, please refert to the “How to Claim/Register Your Lehman Account” guide.</p>	

How Can I Reset My Password?

Step 1	Step 2
<p>From the Lehman website, click on Login at the top right corner.</p>	<p>Click on Password Manager.</p>
 <p>You can also access this page directly by visiting https://www.lehman.edu/itr/pm/ or by scanning the following QR code:</p> 	

Step 3

Click on **Reset Expired Password**.



[Register Your Lehman Account](#)

Account registration enables the full use of the self-service system including the ability to reset a forgotten or expired password. Answers to your security questions should be memorable, but not easily obtained by someone else.



[Reset Expired Password](#)

Registered users can click here to reset an expired password. You will be asked to respond to your security questions. Your new password must be different from your expired password. Passwords must be 8 characters. [Click here for guidelines.](#)



[Reset Forgotten Password](#)

Registered users can click here to reset a forgotten password. Passwords must be 8 characters including [Click here for guidelines.](#)

Step 4

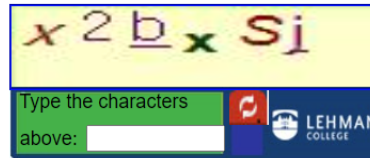
Enter your Lehman Account **username**. Proceed to enter the recaptcha characters and click on **Submit**.

Reset a User Account

This feature will work for registered user accounts only. Users may reset their passwords for expired or forgotten passwords.

Username:

Are You Human?



Type the characters

above:

[Submit](#)

Step 5

You will be prompted to **answer some of your security questions**.

Username: Lehman.Students

Question 1: What was your dream job as a child?

Answer 1:

Question 2: What is the last name of your favorite school teacher?

Answer 2:

[Submit](#)

[Go To Main Page](#)

Step 6

Create a new password and click **Submit**.

Username: Lehman.Students

New Password:

Confirm New Password:

[Submit](#)


[Go To Main Page](#)

Your Password Must Contain:

- At least 8 characters
- At least one upper case letter
- One lower case letter
- One number
- You may also use special characters if preferable

You are done! You will see a confirmation message once the reset is successful.

If you need login assistance, please contact the IT Help Desk via:

Chat Bot	Email	Phone
 https://www.lehman.edu/itr/help-desk.php Enter keyword "AGENT" in the chat box.	help.desk@lehman.cuny.edu	718-960-1111