

### Using the Clicker (As Student in Anonymous Mode)

**Turn on:** Press and hold Power button in upper left hand corner.



**> Scroll down using the arrow keys to locate class > Press Enter**



**Start Assessment (Instructor displays or hands out or reads the questions) :**

**Input answer > Press Enter to move to next question >**

**Change answer: Press del > Input new answer > Press Enter**

**End: Select Finish > Enter**



**Turn Off: End assessment > Clickers will automatically turn off after 15 minutes of no use.**


**OR Instructor: Click Response icon > Select Teacher Tools > Click Stop Class**





**Classroom name: Lehman1**

Your students should join this classroom.

Online: 1/2 

Questions: 0 

Weak Signal: 0 

Low Batteries: 0 

Lock Sign In

Stop Class

Stopping this class turns off all connected clickers.