

Uploading Videos from Vimeo to Blackboard

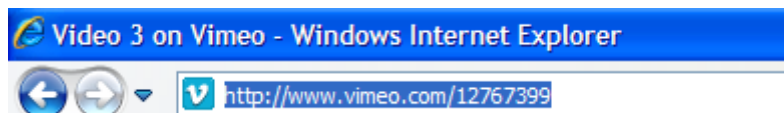
Log in to Blackboard > Click Control Panel > Select Content Area (i.e. Documents or create new navigation button)

> Click Add Item

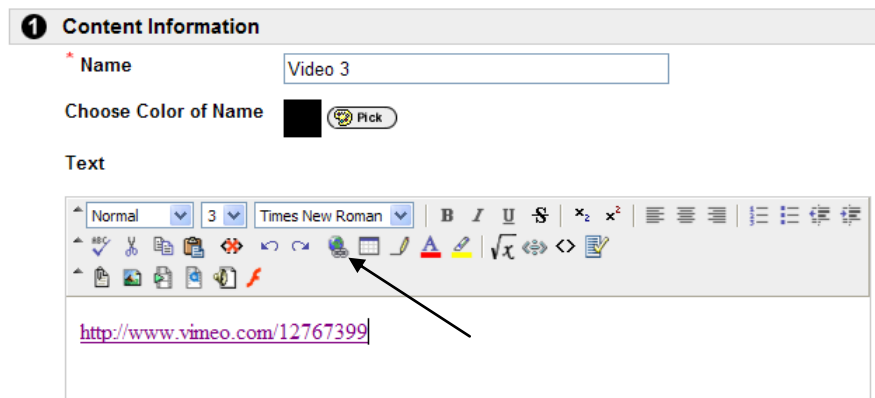


> Type Name (*Required*)

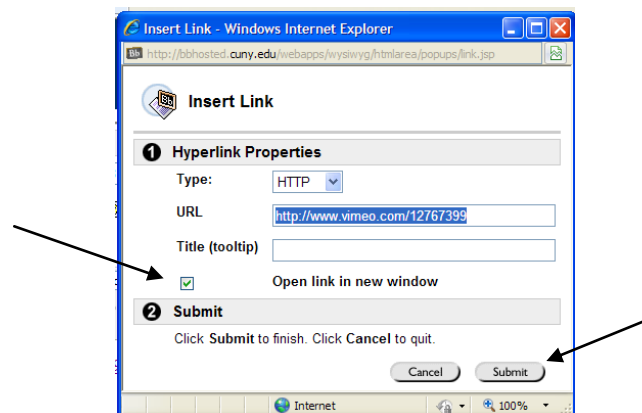
> From Vimeo site: Select video > Copy URL for video [See: Uploading Videos to Vimeo]



> Under Text: Paste URL > Select text > Click Hyperlink



> **IMPORTANT:** Check the box next to Open link in a new window > Click Submit



> Type Password to video in text box

Content Information

Name

Choose Color of Name Pick

Text

Password: Sunlight

> Click Submit

4 Submit

Click **Submit** to finish. Click **Cancel** to quit.

* Required Field


> Click OK

Success

Added: Video 3.

Tuesday, June 29, 2010 3:13:22 PM EDT

> Under video title: Click link

 **Video 3**

<http://www.vimeo.com/12767399>

Password: Sunlight

> In a new window: Submit the video Password > Video will then open

